

ECN.Broker™

# ECN.BROKER COPYTRADING

User guide



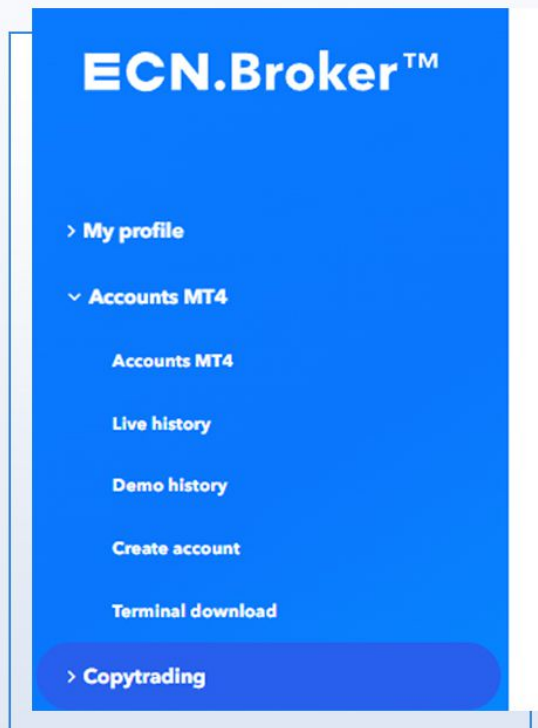
# Welcome to ECN.Broker CopyTrading!

**CopyTrading** – is a service that allows you to automatically copy trades of experienced traders in real time.

This short manual will help you to easily navigate in the tools and features of the service.

- **I am an investor**
- **I am a trader**

You can access the service by clicking the button in your ECN.Broker personal area.



# ECN.Broker CopyTrading for investors

CopyTrading for investors is a tool to control trading risks and keep a high yield.

By subscribing to the CopyTrading strategies, investors can automatically copy trades of successful traders on their accounts for a small fee. Investors thus completely maintain control over their funds, and at any time they can put copying on pause or completely stop copying trades of the selected trader.

In ECN.Broker CopyTrading you can choose subscriptions without limits. On one account of COPY type, you can subscribe to 30 different strategies. Just make sure that the account has enough funds, so trades will continue to be copied.

## How to subscribe to strategies

### 1 Open a COPY account

This can be done in the CopyTrading tab in your ECN.Broker personal area.

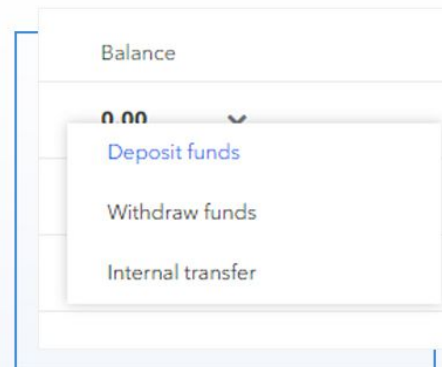
Copytrading		Create account	Go to Copytrading				
Account	Account type	Account leverage	Balance		Date of opening	Trade	Manage account
46209433 (USD)	COPY	1:1000	0.00	▼	2022-11-17 12:09:42	Trade	▼
46209699 (USD)	COPY	1:1000	0.00	▼	2022-11-24 10:54:49	Trade	▼
46209700 (USD)	COPY	1:1000	0.00	▼	2022-11-24 10:54:53	Trade	▼

## 2 Deposit your account any way

The simplest way to deposit funds is to click on the down arrow next to the displayed account balance. Select Deposit.

In order to subscribe to a strategy, you must have a minimum of \$100 in your account.

To subscribe to a strategy with a period of time commission, the amount of the first commission is added to this minimum. It will be charged when you subscribe to the strategy.



## 3 Choose a strategy for your investments

Go to the Copytrading service. The first page that will meet you here will be the Strategy Rating.

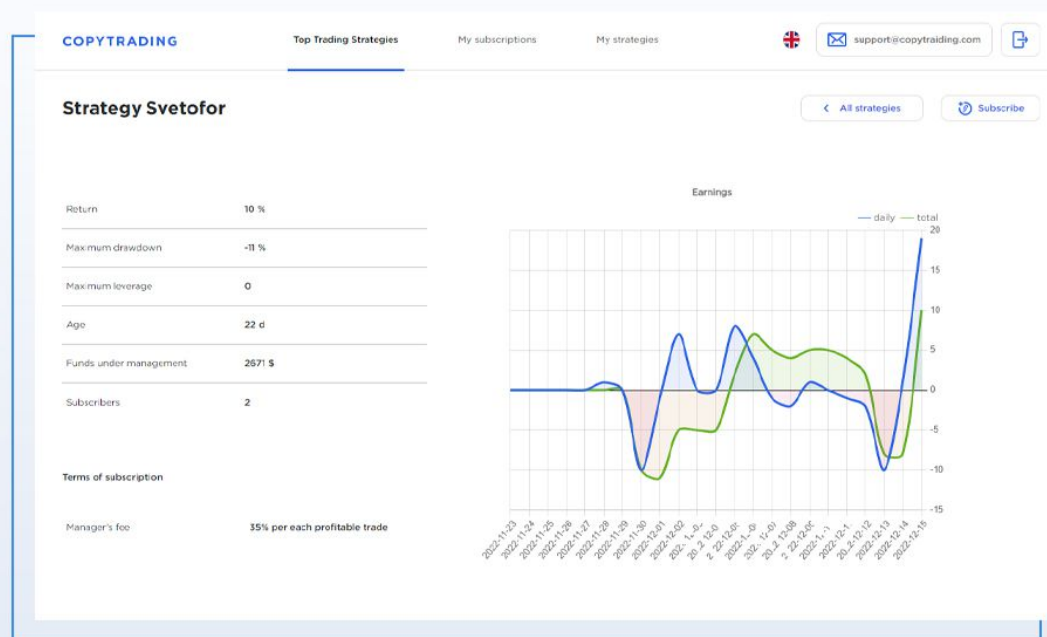
### Top Trading Strategies

Strategy	Return	Chart	Maximum drawdown	Maximum leverage	Age	Subscribers	Terms of subscription	Subscribe
THEBESTSTRATE...	0 %		0 %	0	28	0	12% per each profitable trade	<a href="#">Subscribe</a>
Svetofor	-8 %		-11 %	0	22	2	35% per each profitable trade	<a href="#">Subscribe</a>
SvetoforTrial	0 %		0 %	0	19	1	1\$/30d for the period in days	<a href="#">Subscribe</a>



## Here you will find all the parameters you need to decide on the appropriate strategy:

- Strategy returns in percent.
- History of the strategy account: age (in days), total income received, maximum drawdown. These parameters should be used to assess the risk level of the strategy. Keep in mind that past results do not guarantee the same profits in the future.
- Profitability Graph. Clicking on the strategy name, open the full version of the graph. The green line shows the total returns of the trading account and the blue line shows the daily returns. You can zoom in on the graph to see each period in detail.
- The number of active subscribers and their total balance.
- It is also important to consider the subscription conditions: find the most profitable option. It may be a percentage or a fixed fee per trade, or a commission for a certain period.



The list of strategies can be sorted by these parameters.

4

## Customize your subscription to the selected strategy

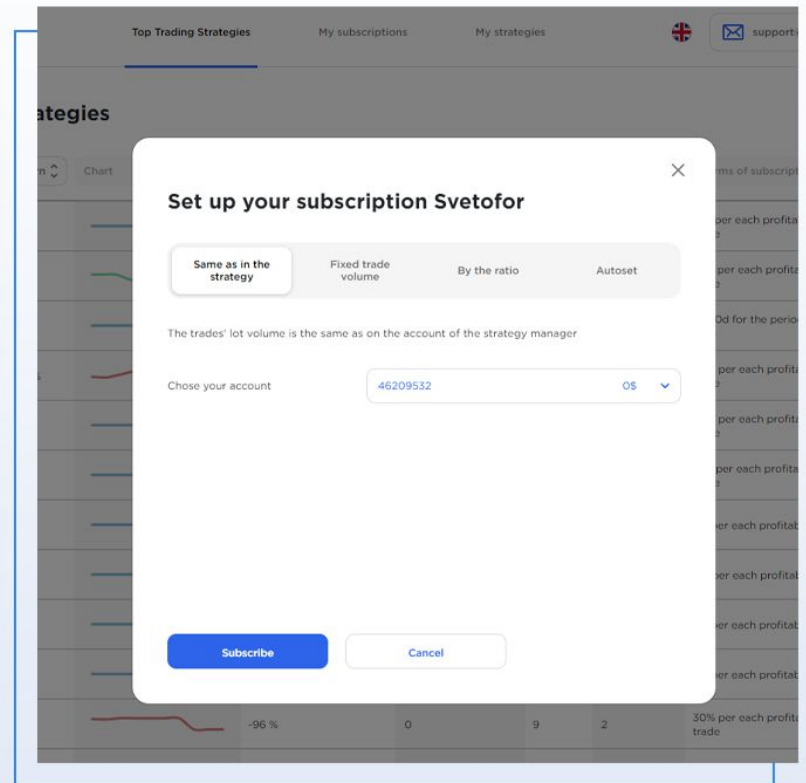
In ECN.Broker CopyTrading you can set up the volume of copied trades.

When selecting the copying type as with the manager, you must remember that the account needs a sufficient amount to buy a lot. If the manager makes a trade for more than the amount in the account, the trade will not be copied.

The fixed lot volume will allow you to not depend on the lot volume of the manager, and always copy trades with a fixed amount. It is important to make sure that this amount is available in the account.

Variant with specified coefficient is suitable if you are ready to make transactions with volume more or less than manager.

Autosetup automatically adjusts copying volume based on the ratio of funds in the subscriber's account to the manager's account. For example, your account has \$1000, and manager's account has \$5000, The manager opened a deal of 2 lots, and then your account will be copied volume of 0,4 lots. That way you always have enough money to copy the next trade.



## 5 Get profit and pay for your subscription

Your subscription is done! Now all manager's trades will be copied into your account, just as you have set it up.

Commission of a profitable trade is paid automatically after receiving profit. Subscription with fixed amount per period is paid automatically at the beginning of each period.




## 6 Manage your subscriptions

You can manage your subscriptions on the My Subscriptions page. The list can be sorted by account number, profit, current account balance and subscription yield.

- Here you can pause, resume, edit and close subscriptions. If you want to temporarily stop copying trades, pause the subscription. Then you can easily resume it later.
- If you want to change copying volumes, edit your subscription and specify new settings.
- If you don't want to copy trades in your account anymore, close the subscription. All closed subscriptions will appear on the Closed tab of the My Subscriptions page.

Suspending, editing and closing a strategy subscription will mean closing all current open positions for that strategy. You can open up to 30 subscriptions in one account. Free funds from an account over \$100 can be withdrawn at any time. In order to withdraw all funds, you will need to close or suspend subscriptions to the account.

The screenshot displays the 'My subscriptions' page. At the top, there are tabs for 'Active' and 'Closed'. To the right, there are buttons for 'Open an account', 'Deposit', and 'Withdraw'. Below these, there are dropdown menus for sorting by 'Account', 'Profit/loss', 'Balance', and 'Funds'. A table lists subscriptions, with one entry for 'ALLIANCE TRADING' highlighted. A blue box highlights the management options for this subscription: 'Manage subscription', a pause icon, an edit icon, and a close icon. The table also shows the account number '46209720', the currency '0\$', the balance '100\$', and the funds '100\$'.

Account	Manage subscription	Profit/loss	Balance	Funds
46209720	ALLIANCE TRADING   	0\$	100\$	100\$

# ECN.Broker CopyTrading

## For traders and strategy managers

### How to create your own strategy

#### 1 Open a COPY account

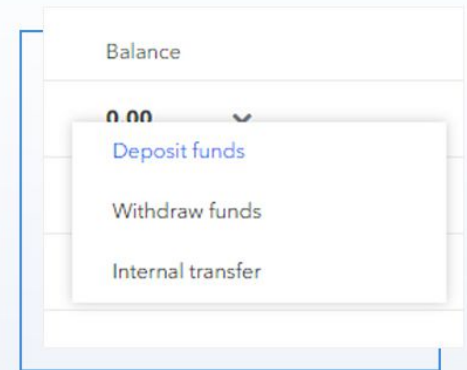
You can do it in the CopyTrading tab at your ECN.Broker personal profile. You have to create a separate account for each strategy. It is important that the account for the strategy has no subscriptions.

Account	Account type	Account leverage	Balance	Date of opening	Trade	Manage account
46209433 (USD)	COPY	1:1000	0.00	2022-11-17 12:09:42	Trade	▼
46209699 (USD)	COPY	1:1000	0.00	2022-11-24 10:54:49	Trade	▼
46209700 (USD)	COPY	1:1000	0.00	2022-11-24 10:54:53	Trade	▼




## 2 Deposit your account any way

The easiest way to deposit funds is to click on the down arrow next to the displayed account balance. Select the option Deposit funds. You can deposit any amount to open a strategy.



## 3 Set up your strategy

Go to the Copytrading service. The first page you will see here will be Strategy Rating. At the top there are two more tabs - My Subscriptions, where the strategies you are subscribing to will be listed, and My Strategies, where the strategies you are leading will be displayed. Go to My Strategies tab and click on the Create Strategy button.



Come up with an appropriate name for your strategy. For example, name the tickers you are going to trade.

Choose and customize the type of reward you want to receive from subscribers. Remember that the more favorable the terms, the more subscribers will follow your strategy.

You can specify a percentage of profit, a commission for a profitable trade, or a fee for the subscription period. Once you open the strategy, you cannot change the type of commission

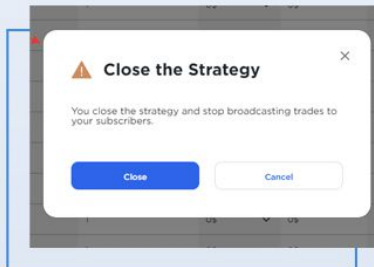
The screenshot shows a 'New Strategy' dialog box with the following fields and options:

- Choose your account: 46209532 (OS)
- Name your strategy. Name must be unique: [Empty text input]
- Subscription terms and conditions: Percentage of each profitable trade
- Indicate the percentage between 3 and 50: [Empty text input]
- Buttons: Create, Cancel

#### 4 Maintain a strategy and keep track of your subscribers' growth

All your open strategies appear in a table on the My Strategies page. You can sort the lists by account number, profit, current account balance, number of subscribers (all including ex-subscribers), trading income received and the amount of remuneration paid.

You can close the strategy at any time. Trades from your account will no longer be copied to your subscribers' accounts, but you will be able to continue trading.



The screenshot shows the 'My strategies' page with the following table:

Account	Name	Profit/loss	Subscribers	Created	Closed	Balance	Funds	Subscription terms	Paid commission
46209534	unical name	0\$	0	13.12.2022	13.12.2022	0\$	0\$	14%	0\$

Buttons: Create Strategy, Deposit, Withdraw

# ECN.Broker™

[Website](#) | [My Account](#)

Thank you for trading with ECN.Broker.  
If you have questions about the service or any other questions,  
you are welcome to contact our Client Service:

 [support@ecn.broker](mailto:support@ecn.broker)

**Read us on social media:**

